

Got an ebook of Monsters After Hours
and missing the interactive pages?
D'ya have the physical edition and just want
an extra copy? Hey hey hey. No prob.
Print pages 2-5 of this PDF.

Paper ACTION FIGURES

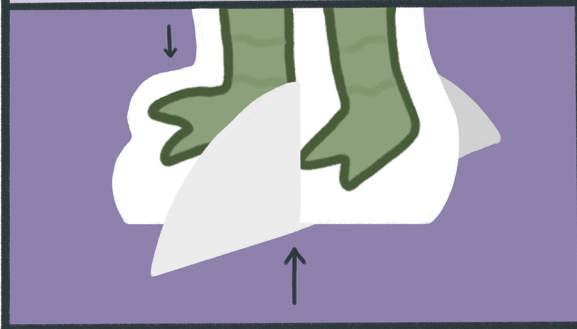
Cut out the figures along the dotted lines.



Fold the fronts and backs together on the solid lines.





Cut/fold/insert the lil' ovals to stand your figures up.



Use 'em as game pieces, for target practice, etc.



Travis Nichols is an author and illustrator of a buncha award-winning books & comics for kids. Find him at iamtravisnichols.com




fold the solid lines

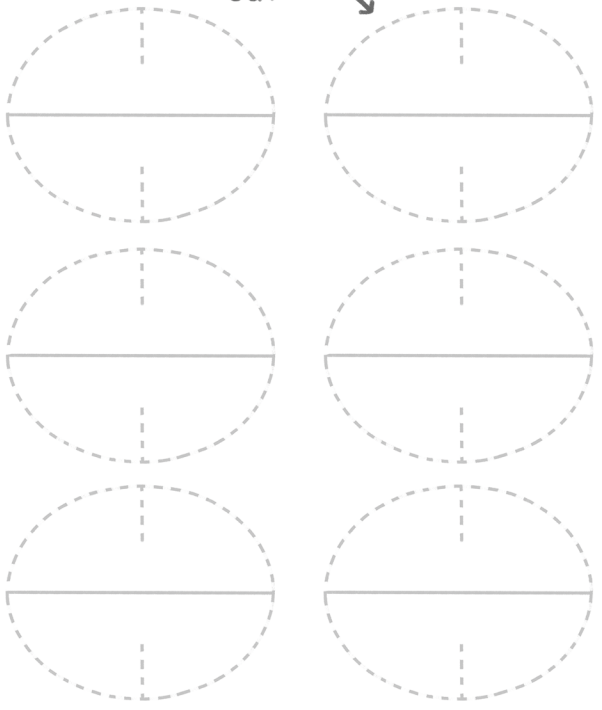
fold

fold

cut



cut the dotted lines



HOW TO MAKE MONSTER JAM DRAWINGS

No, not THAT kind of jam. Although... mmm.



A monster jam drawing is a drawing of a monster you make by taking turns with one or more other people.




All you need is some paper, something to draw with, and a friend or two (or more).



Start by drawing a head or arm or leg or tail or whatever.



Then pass it to the next person, who will add another part.



Go around until you decide the monster is finished. ROAR!



Okay! I'll start one. You can take it from here. GO FOR IT!!!



Escape! Flee! Run! Go!

